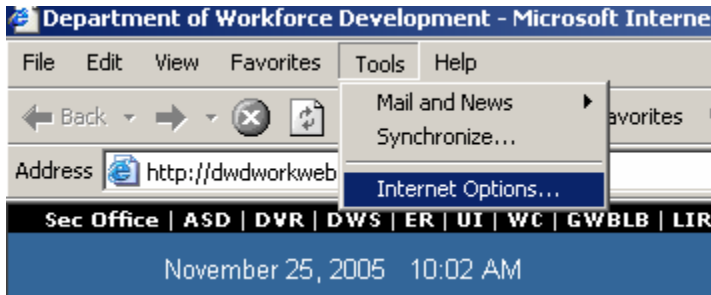


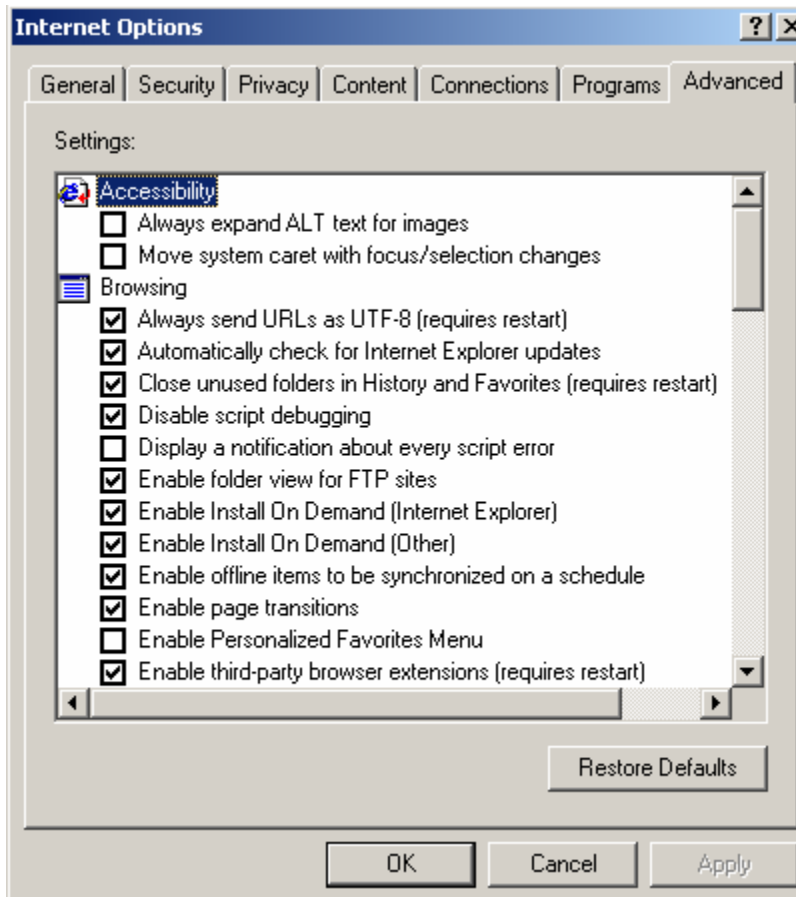
Removing Black Text Fields in JobNet Business-Employer

We have had several calls regarding employers who have black text fields in JobNet Business. Two things may be causing the black the employers are seeing in some text fields. To correct the problem, have the employer try these things:

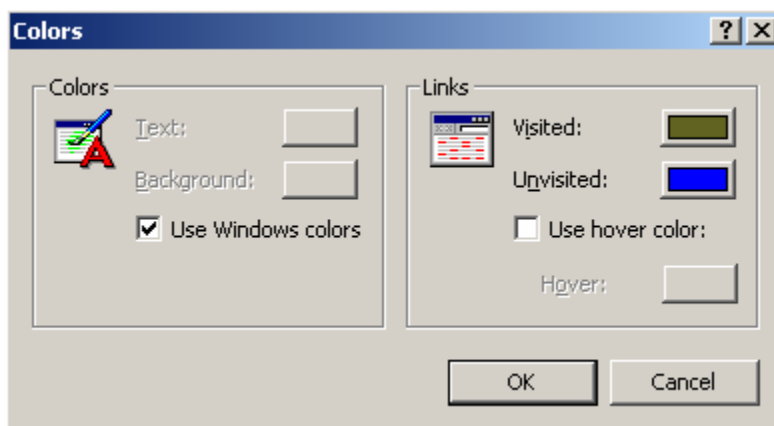
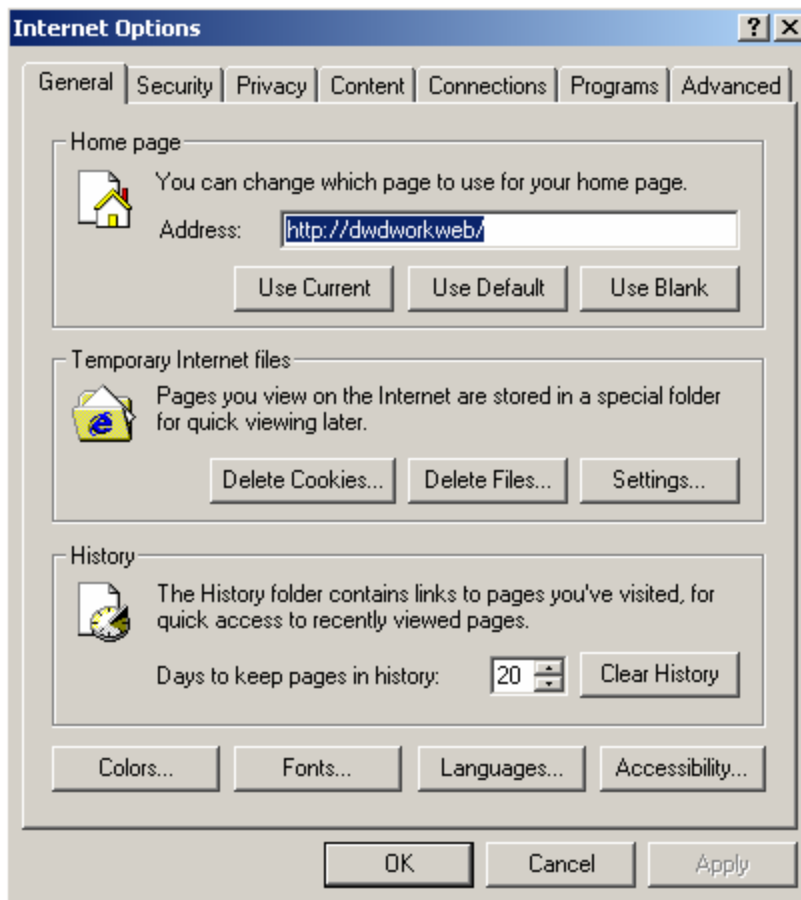
- Reset the browser settings by opening the browser and going to the Tools menu and choosing Internet Options.



- Click on the Advanced Tab. Toward the bottom of the screen there will be a button that says Restore Defaults. Click on it, then on the Apply button underneath it.



- Next, click on the General Tab. Toward the bottom of the screen is a button that says Colors. Click on it. The "Use Windows colors" checkbox should be checked.



=====
This message has been posted to the web site
(<http://www.wisconsinjobcenter.org/erswjos>) that holds the WJOS/ERS announcements.
The archive holds the current edition, and all previous editions.

These editions are delivered in Adobe PDF format for on-line reading or downloading.
The web site has a link to the DWD Viewers Download Page

(<http://dwd.wisconsin.gov/viewers.htm>) to find links to software which may be necessary to view the publications.

To subscribe to or unsubscribe from this list, visit <http://www.wisconsinjobcenter.org/signup> and follow the simple steps to complete and submit the on-line form.